

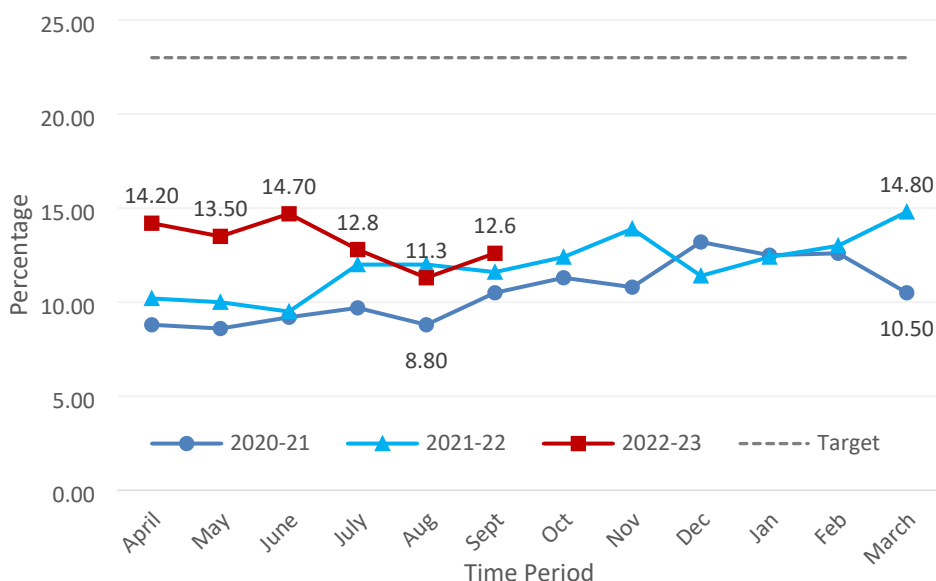
Appendix 5 - 2022/23 Q2

CHILDREN’S SERVICES, EDUCATION AND LIFELONG SKILLS

Cabinet Member: Councillor Debbie Andre	
Portfolio Responsibilities: <ul style="list-style-type: none"> • Adoption • Fostering • Disabled Children Support • Respite Care • Early Help • Care Leavers • Safeguarding • Short Breaks 	<ul style="list-style-type: none"> • Youth Service • Special Educational Needs • Alternative Education • Early Years Development • School Improvement • Schools • Asset Management • Home to School Transport

Performance Measures

Percentage of children becoming the subject of Child Protection Plan for a second or subsequent time (within two years of the previous plans end date).



Aim: The percentage of children becoming subject of a second or subsequent plan remains below 23 percent

UN Sustainable Development Goal: 3

Most Recent Status: September 2022

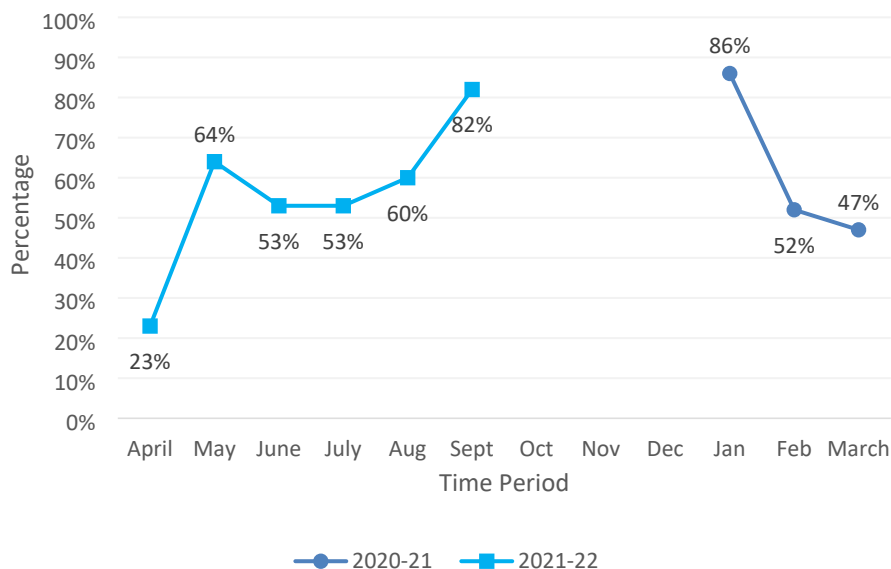
GREEN

Previous Status: June 2022

GREEN

- For children subject to a second or subsequent child protection plan within two years, each one is reviewed by the management team.
- The reason for the second or subsequent child protection plan is analysed with the majority being because of associated issues with the first child protection plan such as domestic abuse, adult substance misuse and/or adult mental health.
- We have seen a drop in the percentage during quarter 2 and remain well below the target of 23 percent, as we have for the last 2.5 years

Percentage of early help cases closed with outcomes achieved



Aim: Increase in the percentage of cases closed with outcomes achieved

UN Sustainable Development Goal: 3

Most Recent Status: September 2022

Monitoring Measure Only

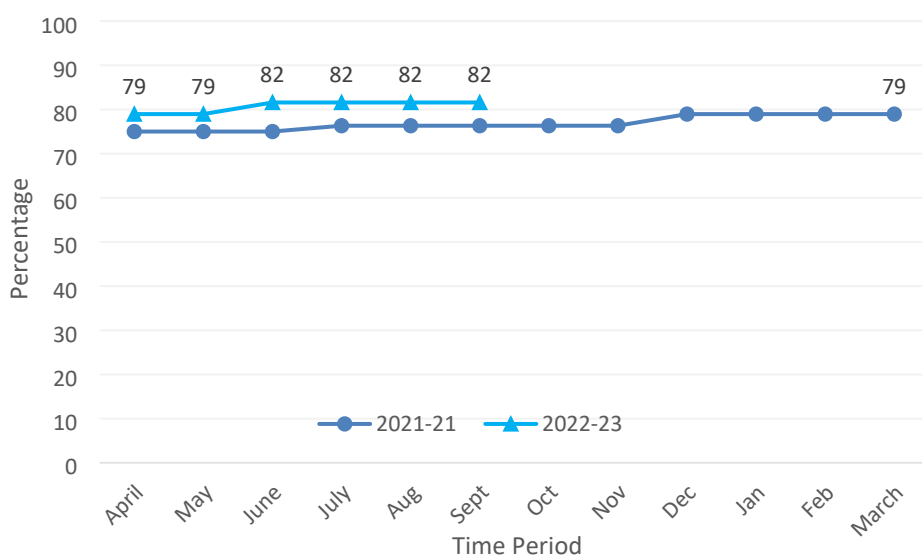
Previous Status: June 2022

Monitoring Measure Only

- This is a new measure introduced in the 2021 Corporate plan, and as such data is limited.
- There are various reasons for closure of Early Help cases, of which outcomes is one. The number of closed cases and of those with outcomes achieved is shown in the below table
- Many of the cases reported during this period were closed under the category of 'other', which makes it hard to distinguish whether outcomes have been achieved.

	Jan	Feb	Mar	April	May	June	July	Aug	Sep
Cases Closed	21	44	58	13	50	42	34	10	51
Cases Closed with outcomes achieved	18	23	27	3	32	22	18	6	42

Percentage of primary schools graded as good or outstanding in the most recent inspection (not including schools with no inspection score)



Aim: Increase in the percentage of schools graded good or outstanding in the most recent inspection

UN Sustainable Development Goal: 4

Most Recent Status: September 2022

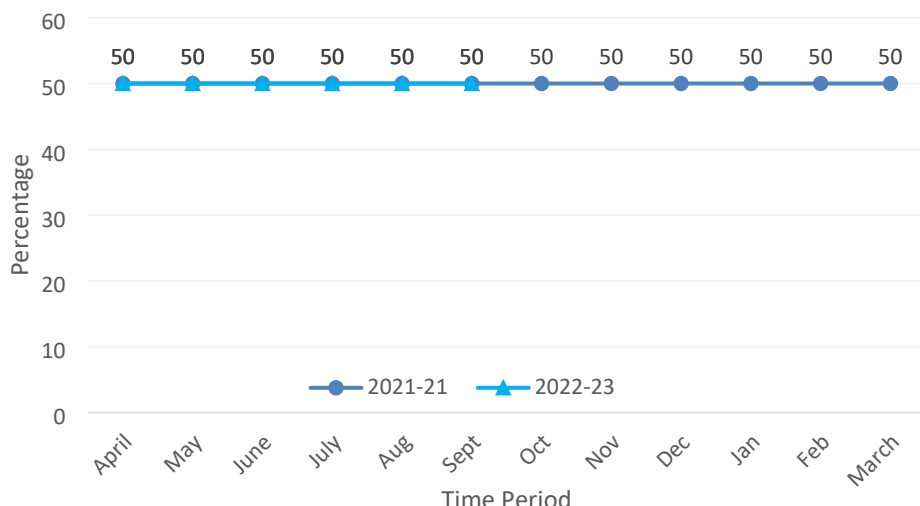
Monitoring Measure Only

Previous Status: March 2022

Monitoring Measure Only

- There were no inspections carried out during quarter 2 and as such, we remained stable at 82 percent
- This compares with 86 percent mean average for all English unitary authorities for the 2020/21 academic year

Percentage of secondary schools graded good or outstanding in the most recent inspection



Aim: Increase in the percentage of schools graded good or outstanding in the most recent inspection

UN Sustainable Development Goal: 4

Most Recent Status: September 2022

Monitoring Measure Only

Previous Status: March 2022

Monitoring Measure Only

- There were no inspections carried out in quarter 2, as in quarter 1. As such the percentage of secondary schools rated good or outstanding remained consistent at 50 percent for the last 2 years.
- This compares with 72 percent mean average for all English unitary authorities for the 2020/21 academic year.

Percentage of all Isle of Wight LA Schools graded good or outstanding in most recent inspection

Schools	Inadequate	Requires Improvement	Good	Outstanding	Ungraded
48	0	10	38	0	0
	0.00%	21%	79%	0.00%	0.00%
	21%		79%		0.00%

Aim: Increase in the percentage of schools graded good or outstanding in the most recent inspection

UN Sustainable Development Goal: 4

Most Recent Status: September 2022

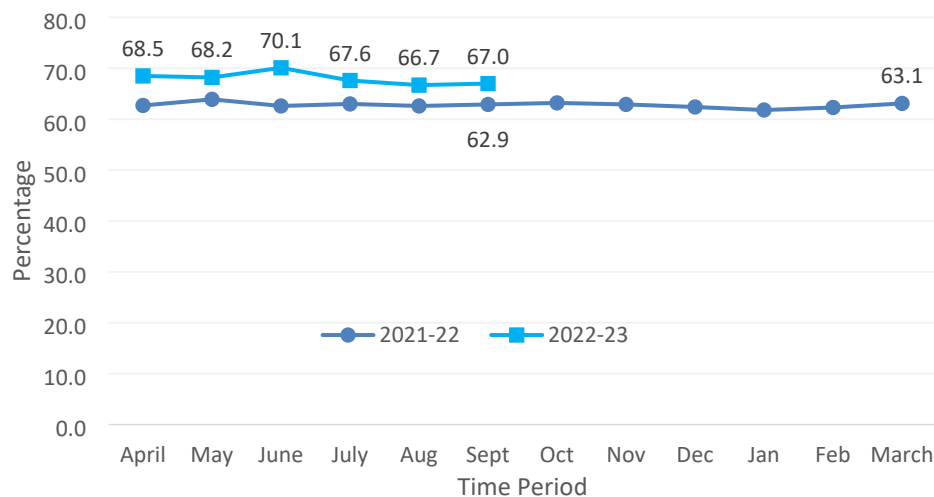
Monitoring Measure Only

Previous Status: March 2022

Monitoring Measure Only

- These results include schools not categorised as either Primary or Secondary. (The Bay CE School, Medina House Schools, St George’s School, and the Pupil Referral Unit all of which are currently rated as being “GOOD” by Ofsted)

Percentage of care leavers in education, employment, or training



Aim: Increase in the percentage of care leavers in education, employment, or training

UN Sustainable Development Goal: 4

Most Recent Status: September 2022

Monitoring Measure Only

Previous Status: June 2022

Monitoring Measure Only

- While there is a general trend over quarter 2 (which includes a seasonal impact in terms of school leavers), the figure has been consistently above 60 percent since April 2021 and is 4.1 percent higher than at the same time last year.
- This data includes all care leavers aged over 16

Service Updates - Key Aspirations and Ongoing Business

The following activity supports UN Sustainable Development Goal 3:

Every Cabinet and Committee report is now required to include a paragraph highlighting the impact on children and young people and future generations of any Council decision made by elected members. To coincide with this, Elected Members are considering allocating a dedicated time at Council meetings to enable the Youth Council to submit questions as the public can do.

Following the successful Have Your Say Day held earlier in the year where participation activities were held for 80 family members open to children with disability team, two further Have Your Say Weeks are being planned for the October 2022 and February 2023 half-terms, along with a Halloween Come Dine with Me Special.

The Participation Strategy and action plan has been updated with the findings from audits, surveys, feedback, and participation activities. Parents and children's views are part of all assessments and plans within the service. As part of our ongoing quality assurance framework, parents and carers views are sought as part of case auditing. The focus is on evidencing improvements in social work practice and service improvement because of participation of children and families.

The Early Help Strategy will be updated to include the development of our go further Family Hub developments. The Isle of Wight continues to be held as an exemplar model of best practice in relation to its Family Hubs and continues to participate and present to several national conferences, workshops, and seminars. The Isle of Wight also hosted a visit in Q2 to the Family Hub Network.

The following activity supports UN Sustainable Development Goal 4:

The School Places Plan for 2022 will be updated with the latest forecast pupil numbers by Autumn 2022. Scrutiny Committee for Children's Services has received an update earlier in September with an overview of pupil places within each planning area. Department of Education data will be available in October which will be scrutinised carefully to refine the school improvement programme.

The Isle of Wight has been selected to be one of 75 local authorities and awarded £2million to 2025 to develop a 'go further' Family Hub offer. A Trailblazer application from Isle of Wight Children's Services is currently being considered by the Department of Education.

The following activity supports UN Sustainable Development Goal 16:

The Lead Member for Children and Education was due to attend the Youth Council during quarter 2 but was unable to due to the Youth Council moving the date of the meeting, as such, this will be rescheduled. The Youth Council has met with the Office of the Police Crime Commissioner Youth Forum lead to establish a local Isle of Wight Forum.

Strategic Risks

Failure to improve educational attainment		
Assigned to: Director of Children's Services		
Inherent score	Target score	Current score
16 RED	6 GREEN	10 AMBER
Previous scores		
Jul 22	Mar 22	Nov 21
10 AMBER	10 AMBER	10 AMBER

No change to risk score

Failure to identify and effectively manage situations where vulnerable children are subject to abuse		
Assigned to: Director of Children's Services		
Inherent score	Target score	Current score
16 RED	5 GREEN	7 AMBER
Previous scores		
Jul 22	Mar 22	Nov 21
7 AMBER	7 AMBER	7 AMBER
No change to risk score		